

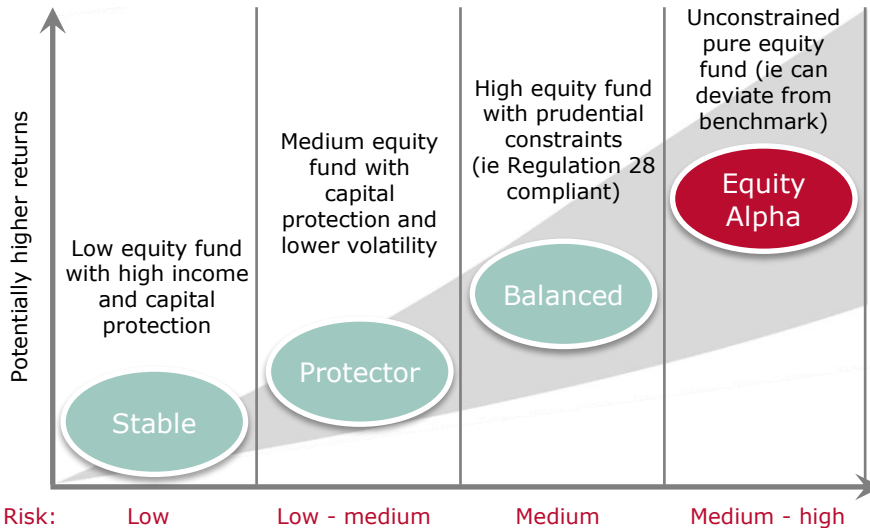
Kagiso Equity Alpha Fund

February 2018

Date of issue: 9 March 2018

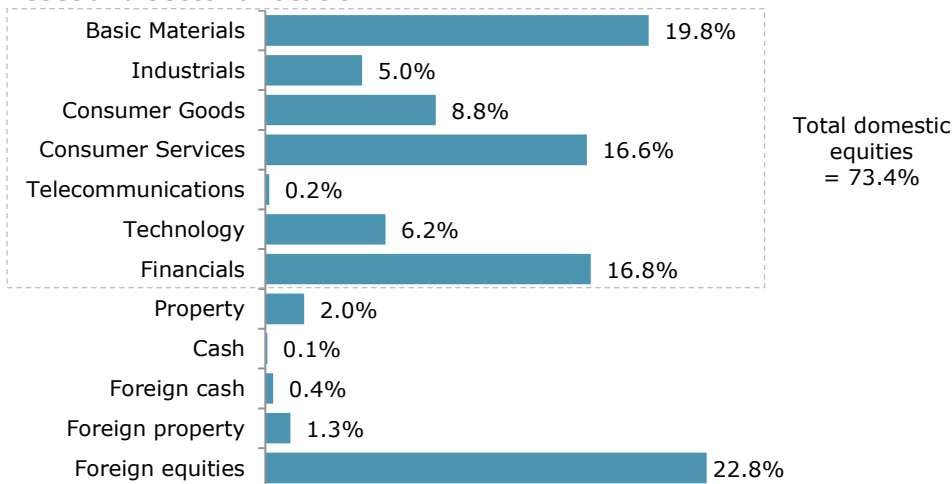


Risk profile



This fund aims to be fully invested in domestic and international equities and is positioned in our team's best ideas, which emanate from our bottom-up research process. This usually entails significant deviations from market cap-weighted benchmark positions. Active portfolio management is incorporated in search of an optimal risk/reward balance and consistent positive alpha.

Asset and sector allocation



Top 10 holdings

Naspers	12.6%	Tongaat Hulett	3.2%
Old Mutual	9.2%	Datatec	3.1%
AECI	7.0%	MMI	3.0%
Northam Platinum	4.3%	Altron	2.9%
African Rainbow Minerals	3.8%	Clover	2.4%
		Total	51.5%

¹ TER (total expense ratio) = % of average NAV of portfolio incurred as charges, levies and fees in the management of the portfolio for the rolling three-year period to 31 December 2017. A higher TER does not necessarily imply a poor return, nor does a low TER imply a good return. The current TER may not necessarily be an accurate indication of future TERs. Inclusive in the TER, a performance fee of 0.22% of the net asset value of the class of financial product was recovered.

² Transaction costs (TC) are unavoidable costs incurred in administering the financial products offered by Kagiso Collective Investments and impact financial product returns. It should not be considered in isolation as returns may be impacted by many other factors over time including market returns, the type of financial product, the investment decisions of the investment manager and the TER. This is also calculated on the rolling three-year period to 31 December 2017.

Performance FAQ: The performance fee frequently asked questions pdf document is available on our website



Portfolio Manager
Gavin Wood

Fund objective

To provide strong capital growth and a total portfolio return that is in the top quartile for general equity funds.

This fund is suitable for investors who are in their wealth accumulation phase, seeking exposure to equity markets. A typical investor would be able to withstand short-term market fluctuations in pursuit of maximum capital growth over the long term.

Invest with us

Contact your financial adviser or

Visit our website

www.kagisoam.com

Call Client Service

0800 864 418

Email

clientservice@kagisoam.com

Fax

088 021 671 3112

Fees and charges (excl VAT)

Initial fee		0.00%
Financial advisor fee	max	3.00%
Ongoing advice fee	max	1.00% pa
Management fee		1.25% pa

Performance fees

Performance fee: 10% of fund's out-performance of benchmark over rolling 12-month periods
 Performance benchmark: South African - Equity - General funds mean
 Base fee: 1.25% pa
 Fee at benchmark: 1.25% pa
 Fee hurdle: Performance benchmark
 Sharing ratio: 10%
 Minimum fee: 1.25% pa
 Maximum fee: Total fee (management fee plus performance fee) to be capped at 2% pa

TER¹

TC²

Fee example:

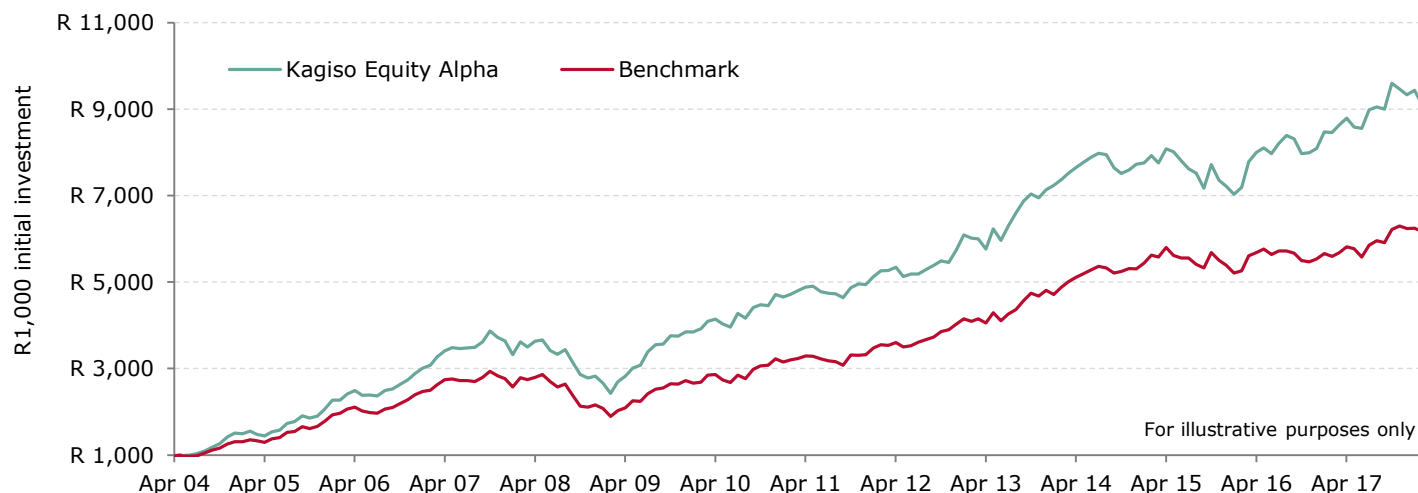
Management fee is 1.25% if the fund performs in line with its performance fee benchmark
 The performance fee is accrued daily, based on performance over a rolling 12-month period with payments to the Manager being made monthly (if applicable)

Method of calculating

Kagiso Equity Alpha Fund

February 2018

Performance¹



Annualised performance	Fund	Benchmark	Outperformance	Highest#	Lowest#	Risk statistics	Fund	Benchmark
1 year	7.6%	10.3%	-2.7%	6.6%	-3.6%	Annualised deviation	13.8%	12.3%
3 years	4.7%	3.1%	1.6%	8.2%	-4.7%	Sharpe ratio*	0.7	0.5
5 years	8.6%	8.6%	0.0%	8.2%	-4.7%	Maximum gain#	54.8%	40.3%
10 years	9.7%	8.3%	1.4%	10.9%	-9.0%	Maximum drawdown#	-37.4%	-35.6%
Since inception	17.2%	14.0%	3.2%	11.9%	-9.0%	% positive months	64.1%	61.7%

#Highest and lowest monthly fund performance during specified period

Consecutive months of change in the same direction

* The Sharpe ratio is used to measure how well the return of an asset compensates the investor for the risk taken. The higher the Sharpe ratio the better the Fund's historical risk-adjusted performance has been. This is calculated by taking the difference between the Fund's annualised return and the risk-free (cash) rate, divided by the standard deviation of the Fund's returns.

¹ Performance is quoted from Morningstar as at month-end for a lump sum investment using Class A Net Asset Value (NAV) prices with income distributions reinvested (income is reinvested on the reinvestment date). NAV refers to the value of the fund's assets less the value of its liabilities, divided by the number of units in issue. Performance figures are quoted after the deduction of all costs incurred within the fund. Individual investor performance may differ as a result of initial fees, the actual investment date, the date of reinvestment and dividend withholding tax. All performances are annualised (ie the average annual return over the given time period). Actual annual figures are available on request from Client Service.

Fund size	R382.46 million
NAV	750.75 cpu
Benchmark	South African - Equity - General funds mean
ASISA category	South African - Equity - General
Launch date	26 April 2004

Income distributions	
31 December 2017	0.00 cpu
30 June 2017	0.83 cpu
Investment minimum	
Lump sum R5,000	
Debit order R500 pm	

Trustee Melinda Mostert
Head: Standard Bank Trustee Services
melinda.mostert@standardbank.co.za

Portfolio Manager Gavin Wood, BBusSc, CFA, FFA - gwood@kagisoam.com
Gavin is a founder of Kagiso Asset Management (2001) and has headed up the investment team since inception. He also serves as Executive Director. Previously he was an investment analyst with Coronation Fund Managers.

Fund registration no (ISIN)
ZAE000150835

Pricing: All funds are valued and priced at 15:00 each business day and at 17:00 on the last business day of the month. Forward pricing is used. The deadline for receiving instructions is 14:00 each business day to ensure same day value. Prices are published daily on our website and in selected major newspapers.

The Kagiso unit trust fund range is offered by Kagiso Collective Investments Limited (RF) (Kagiso), registration number 2010/009289/06. Kagiso is a subsidiary of Kagiso Asset Management (Pty) Limited [a licensed financial services provider (FSP No. 784)], the investment manager of the unit trust funds. Kagiso is a member of the Association for Savings and Investment SA (ASISA) and is a registered management company in terms of the Collective Investment Schemes Control Act, No 45 of 2002.

Unit trusts are generally medium to long-term investments. The value of units will fluctuate and past performance should not be used as a guide for future performance. Kagiso does not provide any guarantee either with respect to the capital or the return of the portfolio(s). Foreign securities may be included in the portfolio(s) and may result in potential constraints on liquidity and the repatriation of funds. In addition, macroeconomic, political, foreign exchange, tax and settlement risks may apply. However, our robust investment process takes these factors into account. Unit trusts are traded at ruling prices and can engage in scrip lending and borrowing. Exchange rate movements, where applicable, may affect the value of underlying investments. Different classes of units may apply and are subject to different fees and charges. A schedule of the maximum fees, charges and commissions is available upon request. Commission and incentives may be paid, and if so, would be included in the overall costs. Kagiso has the right to close the portfolio to new investors in order to manage it more effectively in accordance with its mandate. Additional information is available free of charge on our website or from Client Service.